



The Progressive Order of Teaching Phonics at Mayflower Community Academy

Why do we teach phonics?

Key Principles:

Quality teaching of phonics is a priority at Mayflower Community Academy. Based on research from The Education Endowment Foundation, (2017) and the Clackmannshire Report (2005), which studied the teaching of phonics over a 7 year period, the outcomes of the study proved that the synthetic phonics approach is more effective than the analytic phonics approach. Evidence shows that synthetic phonics is best taught between the ages of 4 -7. At the end of the research study, the synthetic phonics-taught group were reading and spelling words at least seven months ahead of their expected level.

Phonics lessons allow children to learn about how letters link to sounds and their sound families, how to blend sounds to read and how to segment letters to write words and sentences.

How do we teach phonics at Mayflower?

We operate a hybrid model – i.e. following the progressive structure and outcome expectations of the DfE's Letters and Sounds guidelines, whilst drawing on a variety of progressive and inquiry informed schemes such as the ICT programmes Jolly Phonics and Phonics Bug to achieve this.

In order to secure a pupils depth of understanding, reach age related expectations and develop phonetic fluency, we deliberately pre-plan calendar dates for community saturation weeks. These blocked sessions form live opportunities for pupils to: retrieve key information, apply key decoding skills, share their learning with the community, develop the skillsets and expertise of staff and community through structured CPD, create community phonics champions and assess the depth of pupil/ staff understanding. These sessions are designed to enhance the children's cognitive load capacity by ensuring that the six strategies for effective learning, "elaboration, retrieval practice, spaced practice, interleaving, dual coding and using concrete examples" (www.learningscientists.org ,2017) are applied throughout the sessions. This learning is then exercised across the curriculum in order to embed the principles of phonics and to enable children to achieve their full potential.

By the end of Key Stage 1, all children at Mayflower Community Academy will have achieved Department for Education Letter and Sounds expectations.

Phonics teaching is split into six stages. Different stages will be taught in each year group, allowing for consolidation of the previous stage. As recommended by The Education Endowment Foundation (www.educationendowmentfoundation.org.uk, 2017), "The teaching of phonics should be matched to children's current level of skill in terms of their phonemic awareness and their knowledge of letter sounds and patterns (graphemes)". Children will be differentiated into their

assessed phonics stage teaching group for a 30 minute daily taught phonics lesson. The phonics lessons are taught by a highly skilled phonics trained teacher, as recommended by the Education Endowment Foundation, (2017). By the summer term, each year group will have achieved the following:

Stage 1– Nursery

Stage 2- Nursery and consolidated in Reception class.

Stage 3- Reception class

Stage 4- Reception class and consolidated in Year 1.

Stage 5- Year 1 and spelling patterns consolidated in Year 2.

Stage 6- Year 2

Which order do we teach the phonemes at Mayflower?

Order of Teaching Phonics Overview

Order of Teaching	Phonics Bug Unit	How/ what will my child be taught in class?	How can my child be supported at home?	Book Banding Oxford Reading Tree Oxford University Press Read, Write Inc Bug Club
STAGE 1 Nursery	Jolly Phonics songs and actions.	The seven aspects from Phase 1 Letters and Sounds focusing on hearing and recognising sounds, rhyme and rhythm and beginning to recognise letters to sounds.	<p><u>RESOURCES IN COMMUNITY SHOP/ EYFS SHOP</u> Mayflower Community Academy Instrumental Story Packs available to buy in the Community and EYFS shop Story 1 The Three Little Pigs Story 2- We're Going on a Bear Hunt, Story 3 Each Peach, Pear, Plum, Story 4- The Gingerbread Man, Story 5- The Gruffalo Mayflower Community Academy Action Rhyme Pack available to buy in the Community and EYFS shop Action rhymes- Rhyme 1- Head, Shoulders, Knees and Toes, Rhyme 2- Row, Row, Row The Boat, Rhyme 3- The Wheels on The Bus, Rhyme 4- Twinkle, Twinkle Little Star, Rhyme 5- Incy, Wincy Spider, Rhyme 6- Old McDonald Had A Farm, Rhyme 7- 5 Little Ducks Went Swimming One Day, Rhyme 8- Dingly, Dangly Scarecrow, Rhyme 9- 5 Little Monkeys Jumping on the Bed, Rhyme 10- Wind the Bobbin Up Mayflower Community Academy Sound Vocabulary Rhymes and Cards Pack available to buy in the Community and EYFS shop Rhyme 1-Old McDonald, Rhyme 2- Horsey, Horsey, Rhyme 3- Bipperty, Bopperty, Boo Rhyme 4- If you're Happy and you Know It Rhyming Books available in the Community and EYFS Shop Story 1- Brown Bear, Brown Bear, Story 2- Polar Bear Polar, Story 3- Shark in the Park, Story 4- Don't Put Your Finger in the Jelly, Nelly! Story 5- Pass the Jam Jim, Story 6- Dinosaur Roar!, Story 7- Room on The Broom, Story 8- The Smartest Giant in Town, Story 9- Hairy McLairy, Story 10- Slinky Malinky</p>	

			Mayflower Community Academy Syllable and Sound Button Flashcards available to buy in the Community/EYFS shop	
	N/A	Aspect 1- Environmental Sounds Listening walk- outdoors and indoors Drumming Activities- following beats and rhythms Making shakers- pasta, lentils, rice shakers	Home Reading – Bug Club Lilac Books – eBooks (allocated to your child by class teacher) + paper version reading book. Read at least 5 x per week for 20 minutes. <u>PARENT WORKSHOP</u> Making musical instruments “BBC Audio Stimulus Sounds” link on Mayflower Community Academy website and link shared with parents via Parentmail http://www.bbc.co.uk/learning/schoolradio/subjects/earlylearning/stimulussounds	Lilac
		Aspect 2- Instrumental Sounds Comparing and matching sound makers Using instruments to accompany a story- Story 1 The Three Little Pigs Story 2- We’re Going on a Bear Hunt, Story 3 Each Peach, Pear, Plum, Story 4- The Gingerbread Man, Story 5- The Gruffalo Making loud and quiet sounds	Home Reading – Bug Club Lilac Books eBooks (allocated to your child by class teacher) + paper version reading book. Read at least 5 x per week for 20 minutes. Mayflower Community Academy Instrumental Story Packs available to buy in the Community and EYFS shop Story 1 The Three Little Pigs Story 2- We’re Going on a Bear Hunt, Story 3 Each Peach, Pear, Plum, Story 4- The Gingerbread Man, Story 5- The Gruffalo	Lilac
		Aspect 3- Body Percussion Singing songs Action rhymes- Rhyme 1- Head, Shoulders, Knees and Toes, Rhyme 2- Row, Row, Row The Boat, Rhyme 3- The Wheels on The Bus, Rhyme 4- Twinkle, Twinkle Little Star, Rhyme 5- Incy, Wincy Spider, Rhyme 6- Old McDonald Had A Farm, Rhyme 7- 5 Little Ducks Went Swimming One Day, Rhyme 8- Dingly, Dangly Scarecrow, Rhyme 9- 5 Little Monkeys Jumping on the Bed, Rhyme 10- Wind the Bobbin Up Listening to music Developing Sound Vocabulary- Onomatopaea words cards and rhymes- Rhyme 1-Old McDonald, Rhyme 2- Horsey, Horsey, Rhyme 3-	Home Reading – Bug Club Lilac Books eBooks (allocated to your child by class teacher) + paper version reading book. Read at least 5 x per week for 20 minutes. Link sending to parents with songs for children to learn: http://jollylearning.co.uk/gallery/jolly-music-songs/ http://jollylearning.co.uk/shop/audio-cd/ Selling Jolly Jingles/ Jolly Songs in Community/ EYFS shop Action Rhyme link http://www.wordsforlife.org.uk/songs Mayflower Community Academy Action Rhyme Pack available to buy in the Community and EYFS shop Action rhymes- Rhyme 1- Head, Shoulders, Knees and Toes, Rhyme 2- Row, Row, Row The Boat, Rhyme 3- The Wheels on The Bus, Rhyme 4- Twinkle, Twinkle Little Star, Rhyme 5- Incy, Wincy Spider, Rhyme 6- Old McDonald Had A Farm, Rhyme 7-	Lilac

		<p>Bipperty, Bopperty, Boo Rhyme 4- If you're Happy and you Know It Jolly Phonics songs and actions http://jollylearning.co.uk/gallery/jolly-music-songs/</p>	<p>5 Little Ducks Went Swimming One Day, Rhyme 8- Dingly, Dangly Scarecrow, Rhyme 9- 5 Little Monkeys Jumping on the Bed, Rhyme 10- Wind the Bobbin Up Mayflower Community Academy Sound Vocabulary Rhymes and Cards Pack available to buy in the Community and EYFS shop Rhyme 1-Old McDonald, Rhyme 2- Horsey, Horsey, Rhyme 3- Bipperty, Bopperty, Boo Rhyme 4- If you're Happy and you Know It</p>	
		<p>Aspect 4- Rhythm and Rhyme Rhyming stories- Story 1- Brown Bear, Brown Bear, Story 2- Polar Bear Polar, Story 3- Shark in the Park, Story 4- Don't Put Your Finger in the Jelly, Nelly! Story 5- Pass the Jam Jim, Story 6- Dinosaur Roar!, Story 7- Room on The Broom, Story 8- The Smartest Giant in Town, Story 9- Hairy McLairy, Story 10- Slinky Malinky Rhyming Bingo- Clapping out syllables in words- syllable word. picture cards Jolly Phonics Songs and Actions</p>	<p>Home Reading – Bug Club Lilac Books (allocated to your child by class teacher) + paper reading book. Read at least 5 x per week for 20 minutes. Jolly Phonics Jolly Jingles/ Jolly Songs Rhyme and rhythm pack available to buy in the Community/EYFS shop http://jollylearning.co.uk/shop/audio-cd/ Rhyming Books available in the Community and EYFS Shop Story 1- Brown Bear, Brown Bear, Story 2- Polar Bear Polar, Story 3- Shark in the Park, Story 4- Don't Put Your Finger in the Jelly, Nelly! Story 5- Pass the Jam Jim, Story 6- Dinosaur Roar!, Story 7- Room on The Broom, Story 8- The Smartest Giant in Town, Story 9- Hairy McLairy, Story 10- Slinky Malinky <u>PARENT WORKSHOP</u> How many syllables in words? How to read words with syllables and sound buttons. Mayflower Community Academy Syllable and Sound Button Flashcards available to buy in the Community/EYFS shop</p>	Lilac
		<p>Aspect 5- Alliteration Initial sound games I spy games in class Matching same initial sounds games in class Jolly Phonics Songs and Actions</p>	<p>Jolly Phonics home learning sheets http://jollylearning.co.uk/gallery/cartoonito-activity-sheets/ http://jollylearning.co.uk/gallery/jolly-phonics-actions/ Home Reading – Bug Club Pink Books (allocated to your child by class teacher) + paper reading book. Read at least 5 x per week for 20 minutes. Mayflower Community Academy Sound Bingo, Sound Memory Game available to buy in EYFS shop,</p>	Pink
		<p>Aspect 6- Voice Sounds Segmenting and blending words in a robot style Jolly Phonics Songs and Actions http://jollylearning.co.uk/jolly-shop/jolly-phonics-for-the-whiteboard/</p>	<p>Home Reading – Bug Club Pink Books (allocated to your child by class teacher) + paper reading book. Read at least 5 x per week for 20 minutes. Jolly Phonics home learning sheets http://jollylearning.co.uk/gallery/cartoonito-activity-sheets/ How Do I Help My Child to Segment and Sound Out Words?- Video on Mayflower Community Academy website</p>	Pink
		<p>Aspect 7- Oral Blending and Segmenting</p>	<p>Home Reading – Bug Club Pink Books (allocated to your child by class teacher) + paper reading book. Read at least 5 x per week for 20 minutes.</p>	Pink

		Using concrete examples and listening to teacher decode and blend words Introducing sound buttons when reading words Clapping syllables Jolly Phonics Songs and Actions	Jolly Phonics home learning sheets. http://jollylearning.co.uk/gallery/cartoonito-activity-sheets/ Mayflower Community Academy Syllable and Sound Button Flashcards available to buy in the Community/EYFS shop	
STAGE 2- Nursery/ Reception	www.activelearnprimary.co.uk (Phonics Bug)	Jolly Phonics actions and songs Mayflower Community Academy phoneme mats Mayflower Community Academy Flashcards Mayflower Community Academy Phoneme frames Mayflower Community Academy Stage 2 Tricky Word Cards Magnetic Letters Chalk pens Alphabet song Letters and Sounds Phase 2 Captions Games- see resource box	RESOURCES IN COMMUNITY SHOP/ EYFS SHOP Mayflower Community Academy Phonics Support Pack (incl Phoneme mats, Phoneme Flashcards and Phoneme Frames and w/bd pen) available to buy in the Community shop/ EYFS shop). Mayflower Community Academy Magnetic Letters and Board Pack available to buy in the Community/EYFS shop. Mayflower Community Academy Stage 2 Tricky Word Flashcards available to buy in the Community/EYFS shop. HOME LEARNING OPPORTUNITIES Home Reading – Bug Club Pink/ Red Books (allocated to your child by class teacher) + paper reading book. Read at least 5 x per week for 20 minutes. Phonics Bug Home Phonics sheets	Pink/ Red
s, a, t, p	Unit 1	See above	e-books set 1 – 2 Home Reading – Bug Club Pink/ Red Books (allocated to your child by class teacher) + paper reading book. Read at least 5 x per week for 20 minutes Unit 1 Phonics Bug Homework Sheet	Pink/ Red
i, n,m, d	Unit 2	See above	e-books set 1- 2 Home Reading – Bug Club Pink/ Red Books (allocated to your child by class teacher) + paper reading book. Read at least 5 x per week for 20 minutes Unit 2 Phonics Bug Homework Sheet	Pink/ Red
g, o, c, k	Unit 3	See above	e- books set 3 Home Reading – Bug Club Pink/ Red Books (allocated to your child by class teacher) + paper reading book. Read at least 5 x per week for 20 minutes Unit 3 Phonics Bug Homework Sheet	Pink/ Red
ck, e, u, r	Unit 4	See above	e-books set 4 Home Reading – Bug Club Pink/ Red Books (allocated to your child by class teacher) + paper reading book. Read at least 5 x per week for 20 minutes Unit 4 Phonics Bug Homework Sheet	Pink/ Red
h, b, f, ff, l, ll, ss	Unit 5	See above	e- books set 5 Home Reading – Bug Club Pink/ Red Books (allocated to your child by class teacher) + paper reading book. Read at least 5 x per week for 20 minutes Unit 5 Phonics Bug Homework Sheet	Pink/ Red

STAGE 3- Reception	www.activelearnprimary.co.uk k (Phonics Bug)	Jolly phonics actions and songs Mayflower Community Academy Phoneme Mats Mayflower Community Academy Flashcards Mayflower Community Academy Phoneme Frames Chalk pens Alphabet song Mayflower Community Academy Stage 3 Tricky Word cards Yes/No game- see resource box Phonicsplay.co.uk	<p><u>RESOURCES IN COMMUNITY SHOP/ EYFS SHOP</u></p> <p>Mayflower Community Academy Phonics Support Pack (incl Phoneme mats, Phoneme Flashcards and Phoneme Frames and w/bd pen) available to buy in the Community shop/ EYFS shop).</p> <p>Mayflower Community Academy Magnetic Letters and Board Pack available to buy in the Community/EYFS shop.</p> <p>Mayflower Community Academy Phoneme Flashcards</p> <p>Mayflower Community Academy Stage 3 Tricky Word Flashcards available to buy in the Community/EYFS shop.</p> <p><u>HOME LEARNING OPPORTUNITIES</u></p> <p>Home Reading – Bug Club Red Books (allocated to your child by class teacher) + paper reading book. Read at least 5 x per week for 20 minutes Phonics Bug Homework Sheets</p>	Red
j, v, w, x	Unit 6	See above	e- Books set 6 Home Reading – Bug Club Red Books (allocated to your child by class teacher) + paper reading book. Read at least 5 x per week for 20 minutes Unit 6 Phonics Bug Homework Sheet	Red
y, z, zz, qu	Unit 7	See above	e- books set 7 Home Reading – Bug Club Red Books (allocated to your child by class teacher) + paper reading book. Read at least 5 x per week for 20 minutes Unit 7 Phonics Bug Homework Sheet	Red
ch, sh, th, ng	Unit 8	See above	e- books set 8 Home Reading – Bug Club Red Books (allocated to your child by class teacher) + paper reading book. Read at least 5 x per week for 20 minutes Unit 8 Phonics Bug Homework Sheet	Red
ai, ee, igh, oa, oo (long), oo (short)	Unit 9	See above	e- books set 9 Home Reading – Bug Club Red Books (allocated to your child by class teacher) + paper reading book. Read at least 5 x per week for 20 minutes Unit 9 Phonics Bug Homework Sheet	Red
ar, or, ur, ow, oi	Unit 10	See above	e- books set 10 Home Reading – Bug Club Red Books (allocated to your child by class teacher) + paper reading book. Read at least 5 x per week for 20 minutes Unit 10 Phonics Bug Homework Sheet	Red

ear, air, ure, er	Unit 11	See above	e- books set 11 Home Reading – Bug Club Red Books (allocated to your child by class teacher) + paper reading book. Read at least 5 x per week for 20 minutes Unit 11 Phonics Bug Homework Sheet	Red
STAGE 4 Reception Year One	www.activelearnprimary.co.uk (Phonics Bug)	Mayflower Academy phonics blends cards Magnetic letters and boards Flashcards Chalk pens Alphabet Song Mayflower Community Academy Polysyllabic word flash cards Mayflower Community Academy Stage 4 Tricky Word flash cards Yes/No games- see resources Sentence games- see resources Phonicsplay.co.uk	<u>RESOURCES IN COMMUNITY SHOP/ EYFS SHOP</u> Mayflower Community Academy Phonics Support Pack (incl Phoneme mats, Phoneme Flashcards and Phoneme Frames and w/bd pen) available to buy in the Community shop/ EYFS shop). Mayflower Community Academy Magnetic Letters and Board Pack available to buy in the Community/EYFS shop. Mayflower Community Academy Stage 4 Tricky Word Flashcards available to buy in the Community/EYFS shop. Mayflower Community Academy Polysyllabic Flash Cards available to buy in the Community/EYFS shop. <u>HOME LEARNING OPPORTUNITIES</u> Home Reading – Bug Club Yellow Books (allocated to your child by class teacher) + paper reading book. Read at least 5 x per week for 20 minutes Phonics Bug Homework Sheets	Yellow
Adjacent consonants (cvcc, ccvc, cvcc, cccvc)	Unit 12	See above	e- books set 12 Home Reading – Bug Club Yellow Books (allocated to your child by class teacher) + paper reading book. Read at least 5 x per week for 20 minutes Unit 12 Phonics Bug Homework Sheet	Yellow
STAGE 5 Year One	www.activelearnprimary.co.uk (Phonics Bug)	Mayflower Community Academy Flashcards Phonics Check resources Chalk pens Alphabet song Magnetic letters and boards Mayflower Community Academy Stage 5 Tricky words Flash cards Mayflower Community Academy Phoneme Frames Sound buttons	<u>RESOURCES IN COMMUNITY SHOP/ EYFS SHOP</u> Mayflower Community Academy Phonics Support Pack (incl Phoneme mats, Phoneme Flashcards and Phoneme Frames and w/bd pen) available to buy in the Community shop/ EYFS shop). Mayflower Community Academy Magnetic Letters and Board Pack available to buy in the Community/EYFS shop.	Blue/Green

		Phonicsplay.co.uk	<p>Mayflower Community Academy Phonics Screening Home Learning Packs available to buy in Community/ EYFS shop</p> <p><u>HOME LEARNING OPPORTUNITIES</u></p> <p>Home Reading – Bug Club Blue/Green Books (allocated to your child by class teacher) + paper reading book. Read at least 5 x per week for 20 minutes Phonics Bug Homework sheets</p> <p><u>PARENT WORKSHOP</u></p> <p>What is the Year 1 Phonics Check? How can I support my child with the Year 1 Phonics Check? – Parent workshops and information on Mayflower Community Academy website.</p>	
zh, wh, ph	Unit 13	See above	<p>e- books set 13 Home Reading – Bug Club Blue/Green Books (allocated to your child by class teacher) + paper reading book. Read at least 5 x per week for 20 minutes Unit 13 Phonics Bug Homework Sheet</p>	Blue/Green
ay, a-e, eigh/ey/ei	Unit 14	See above	<p>e- books set 14 Home Reading – Bug Club Blue/Green Books (allocated to your child by class teacher) + paper reading book. Read at least 5 x per week for 20 minutes Unit 14 Phonics Bug Homework Sheet</p>	Blue/Green
ea, e-e, ie/ey/y	Unit 15	See above	<p>e-books set 15 Home Reading – Bug Club Blue/Green Books (allocated to your child by class teacher) + paper reading book. Read at least 5 x per week for 20 minutes Unit 15 Phonics Bug Homework Sheet</p>	Blue/Green
ie, i-e, l (long i)	Unit 16	See above	<p>e-books set 16 Home Reading – Bug Club Blue/Green Books (allocated to your child by class teacher) + paper reading book. Read at least 5 x per week for 20 minutes Unit 16 Phonics Bug Homework Sheet</p>	Blue/Green
ow, o-e, o/oe (long o)	Unit 17	See above	<p>e-books set 17 Home Reading – Bug Club Blue/Green Books (allocated to your child by class teacher) + paper reading book. Read at least 5 x per week for 20 minutes Unit 17 Phonics Bug Homework Sheet</p>	Blue/Green
ew, ue, u-e (long u), u/oul (short u)	Unit 18	See above	<p>e-books set 18 Home Reading – Bug Club Blue/Green Books (allocated to your child by class teacher) + paper reading book. Read at least 5 x per week for 20 minutes Unit 18 Phonics Bug Homework Sheet</p>	Blue/Green

aw, au, al	Unit 19	See above	e-books set 19 Home Reading – Bug Club Blue/Green Books (allocated to your child by class teacher) + paper reading book. Read at least 5 x per week for 20 minutes Unit 19 Phonics Bug Homework Sheet	Blue/Green
ir, er, ear	Unit 20	See above	e-books set 20 Home Reading – Bug Club Blue/Green Books (allocated to your child by class teacher) + paper reading book. Read at least 5 x per week for 20 minutes Unit 20 Phonics Bug Homework Sheet	Blue/Green
ou, oy	Unit 21	See above	e- books set 21 Home Reading – Bug Club Blue/Green Books (allocated to your child by class teacher) + paper reading book. Read at least 5 x per week for 20 minutes Unit 21 Phonics Bug Homework Sheet	Blue/Green
ere/eer, are/ear	Unit 22	See above	e-books set 22 Home Reading – Bug Club Orange Books (allocated to your child by class teacher) + paper reading book. Read at least 5 x per week for 20 minutes Unit 22 Phonics Bug Homework Sheet	Orange
c, k, ck, ch	Unit 23	See above	e-books set 23 Home Reading – Bug Club Orange Books (allocated to your child by class teacher) + paper reading book. Read at least 5 x per week for 20 minutes Unit 23 Phonics Bug Homework Sheet	Orange
ce/ci/cy, sc/stl, se	Unit 24	See above	e-books set 24 Home Reading – Bug Club Orange Books (allocated to your child by class teacher) + paper reading book. Read at least 5 x per week for 20 minutes Unit 24 Phonics Bug Homework Sheet	Orange
ge/gi/gy, dge	Unit 25	See above	e-books set 25 Home Reading – Bug Club Orange Books (allocated to your child by class teacher) + paper reading book. Read at least 5 x per week for 20 minutes Unit 25 Phonics Bug Homework Sheet	Orange
le, mb, kn/gn, wr	Unit 26	See above	e-books set 26 Home Reading – Bug Club Orange Books (allocated to your child by class teacher) + paper reading book. Read at least 5 x per week for 20 minutes Unit 26 Phonics Bug Homework Sheet	Orange
tch, sh, ea, (w) a, o	Unit 27	See above	e- books set 27 Home Reading – Bug Club Orange Books (allocated to your child by class teacher) + paper reading book. Read at least 5 x per week for 20 minutes Unit 27 Phonics Bug Homework Sheet	Orange
STAGE 6 Year 2		Phonics Bug Units 27-30 www.phonicsplay.co.uk Letters and Sounds guidance (2008) Nelson SPaG books	RESOURCES IN COMMUNITY SHOP/ EYFS SHOP Mayflower Community Academy SPaG Pack available to buy in Community Shop	Turquoise +

			<u>PARENT WORKSHOP</u> Home Reading – Bug Club Turquoise + Books (allocated to your child by class teacher) + paper reading book. Read at least 5 x per week for 20 minutes Phonics Bug Homework Sheets	
Suffixes – ing and -ed	Unit 28	www.phonicsplay.co.uk Nelson SPaG books Suffixes – ing and -ed	Home Reading – Bug Club Turquoise + Books (allocated to your child by class teacher) + paper reading book. Read at least 5 x per week for 20 minutes Unit 28 Phonics Bug Homework Sheet Mayflower Community Academy SPaG Pack available to buy in Community Shop	Turquoise
Plural morpheme s –s and -es	Unit 29	www.phonicsplay.co.uk Nelson SPaG books Plural morphemes –s and -es	Home Reading – Bug Club Turquoise + Books (allocated to your child by class teacher) + paper reading book. Read at least 5 x per week for 20 minutes Unit 29 Phonics Bug Homework Sheet Mayflower Community Academy SPaG Pack available to buy in Community Shop	Turquoise
Prefix morpheme, re, un Prefix+ Root+ Suffix	Unit 30	www.phonicsplay.co.uk Nelson SPaG books Prefix morpheme, re, un Prefix+ Root+ Suffix	Home Reading – Bug Club Turquoise + Books (allocated to your child by class teacher) + paper reading book. Read at least 5 x per week for 20 minutes Unit 30 Phonics Bug Homework Sheet Mayflower Community Academy SPaG Pack available to buy in Community Shop	Turquoise

How do we structure the phonics lessons at Mayflower?

Six Effective Methods of Learning

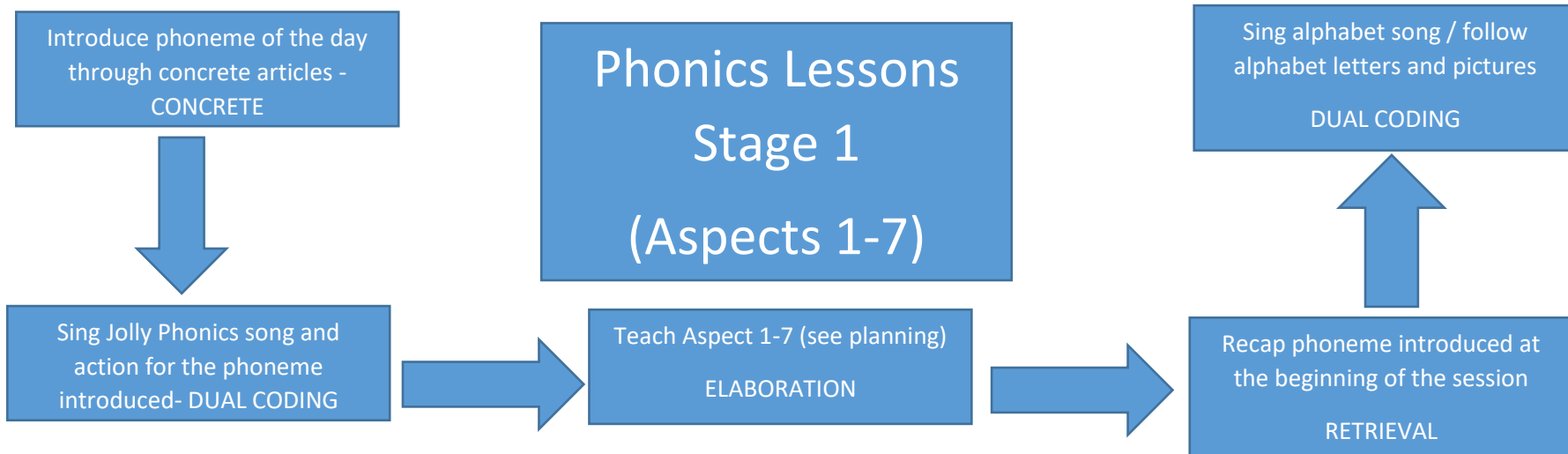
Phonics lessons follow the Mayflower Community Academy recommended structures (see flow diagrams below). The structure of the lessons ensure that the six effective methods of learning are incorporated into each phonics lesson. Each phonics lesson is designed to last for 30 minutes and the learning will continue to be embedded in all learning throughout the day.

The six effective methods of learning (www.learningscientists.org, 2017) are as follows:

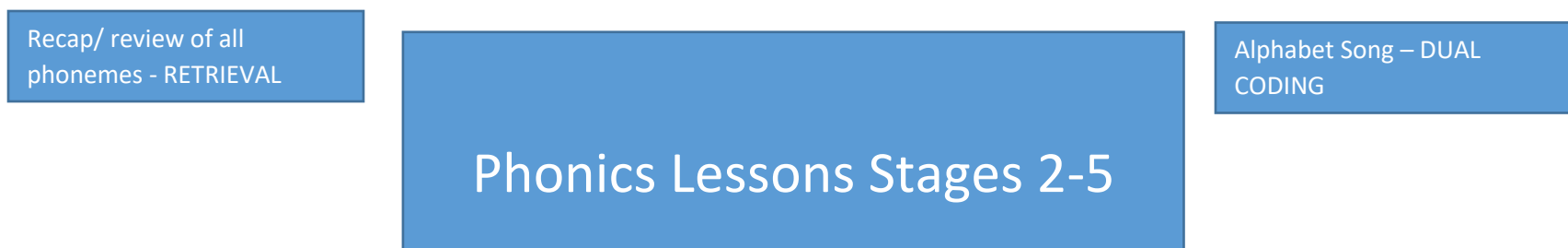
1. **Retrieval Practice** – Practice bringing information to mind through writing and sketching.
2. **Spaced Practice**- Spaced out studying over time.
3. **Dual Coding** – Combining visuals and words.
4. **Interleaving**- Switching between ideas when studying.
5. **Concrete Examples**- Using specific examples to explain abstract ideas.
6. **Elaboration**- Explain and describe ideas with many details.

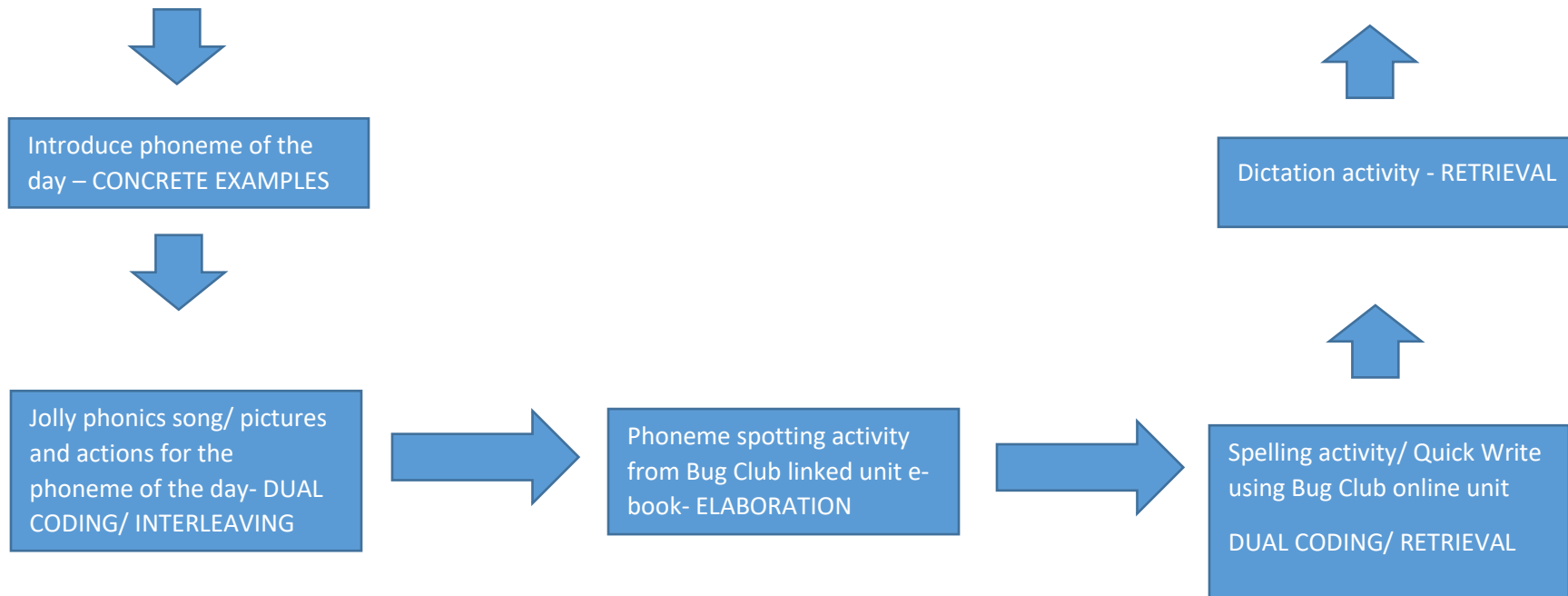
Using the six effective methods of learning ensures that the outcomes from each phonics lesson reduce cognitive load and allows the brain to process the information from the short term memory to the long term memory, creating learning that sticks. (Sweller, 1998).

[Recommended Structure of a Stage 1 Phonics Lesson](#)



Recommended Structure of a Stage 2-5 Phonics Lesson



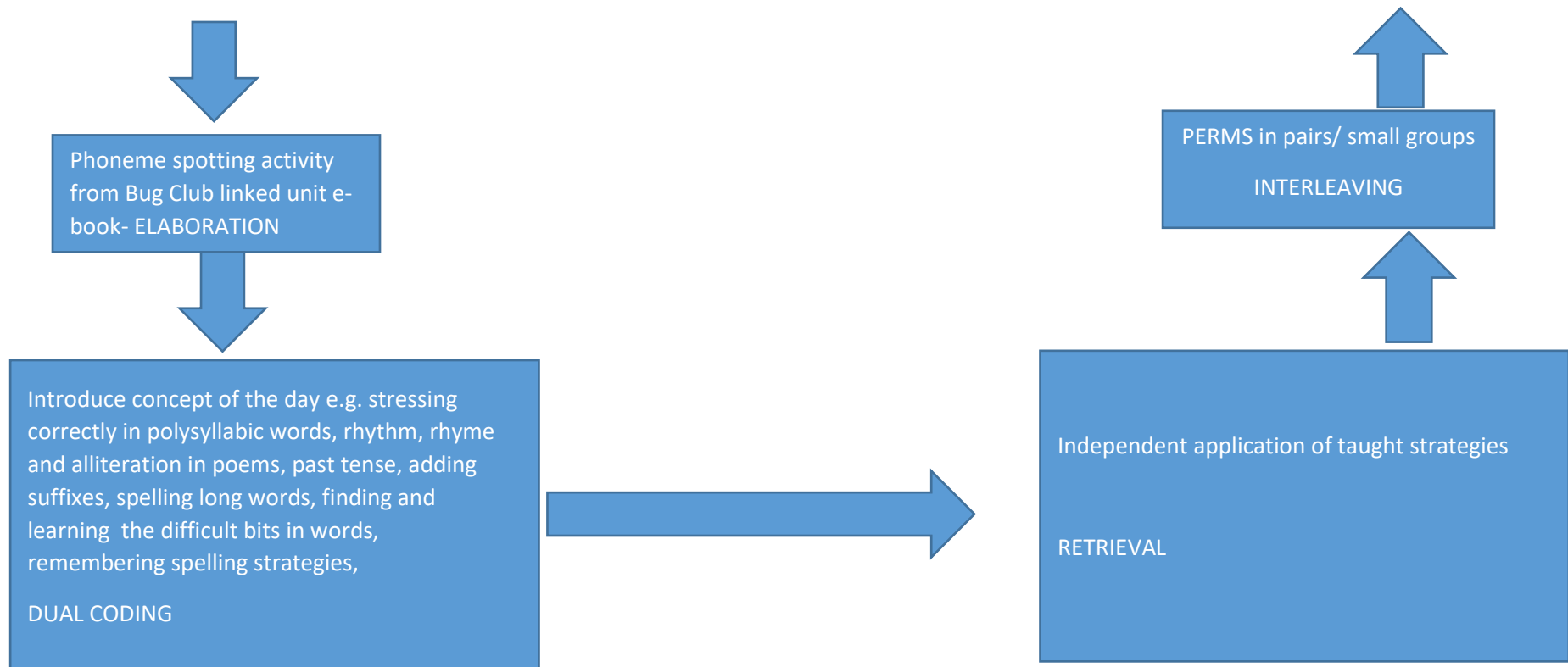


Recommended Structure of a Stage 6 Phonics Lesson

Recap reading digraphs from Stage 5
RETRIEVAL

Stage 6 Phonics and Spelling

Dictionary Work- 5 words per day
SPACED PRACTICE



How is the teaching of phonics assessed at Mayflower?

Quality of Teaching

Teachers at Mayflower continually self-assess and PERMS their phonics teaching by recording their phonics lessons using IRIS. Peer reviews allow other members of staff to review and reflect upon the planning, teaching, recording and assessing of phonics teaching. Triad teaching methods allow for misconceptions to be swiftly recognised and addressed, providing both reactive and responsive support.

Assessing Progress and Understanding

The phonetic progress of the children is closely tracked by using the online tracking system “phonicstracker” which allows the teachers to clearly identify the misconceptions and adapt their teaching accordingly. Using the online tracking programme allows transparency for all teachers to view the individual children’s learning as well as whole class/year group phonetic understanding, enabling the children to be differentiated into the correct phonic stage groupings.

Self-Assessment

The children at Mayflower Community Academy self-assess their own phonics learning. Each child has a Mayflower Community Academy phonics mat showing all 40+ phonemes. Each phoneme has a sticker which is removed when the child is secure with reading (reading and spelling in Y2) the phoneme/grapheme. This allows the children to visualise their own targets and to feel a true sense of achievement when all stickers are removed.